

Locking devices for 563/569 series

With side adjustment

Standard

One right and one left required per drawer



- With side-to-side adjustment
- Captive right device and self-aligning left device
- Self-adjusting drawer length tolerance
- Steel base with synthetic, spring-loaded release levers
- Minimum inside drawer width **170** (6-11/16")
- Height adjustment **+3** (1/8")
- Side adjustment **±1.5** (1/16")

Part no.

Right locking device	T51.1901 R
Left locking device	T51.1901 L
Installation screw	606N or 606P

Vertical mount

One right and one left required per drawer



- Vertical mount locking device used to minimize sub-front splitting
- Captive right device and self-aligning left device
- Self-adjusting drawer length tolerance
- Steel base with synthetic, spring-loaded release levers
- Minimum inside drawer width **170** (6-11/16")
- Height adjustment **+3** (1/8")
- Side adjustment **±1.5** (1/16")
- Minimum sub-front thickness **16** (5/8")
- Designed for **13** (1/2") drawer bottom recess

Part no.

Right locking device	T51.1901.20 R
Left locking device	T51.1901.20 L
Installation screw	606N or 606P

Depth adjustable

One right and one left required per drawer





- Captive right device and self-aligning left device
- Self-adjusting drawer length tolerance
- Steel base with synthetic, spring-loaded release levers
- Minimum inside drawer width **170** (6-11/16")
- Height adjustment **+3** (1/8")
- Side adjustment **±1.5** (1/16")
- Depth adjustment **+2.5** (3/32"), preset at **0**
- Minimum sub-front thickness **13** (1/2")
- Designed for **13** (1/2") drawer bottom recess
- Integrated **3** (1/8") distance bumper for inset or overlay SERVO-DRIVE applications


Part no.

Right locking device	T51.1901.PS R
Left locking device	T51.1901.PS L
Installation screw	606N or 606P

Without side adjustment

Standard	
One right and one left required per drawer	<ul style="list-style-type: none"> ■ For use with standard applications ■ Captive right device and self-aligning left device ■ Self-adjusting drawer length tolerance ■ Zinc die-cast with synthetic, spring-loaded release levers ■ Minimum inside drawer width 124 (4-7/8") ■ Height adjustment +3 (1/8")
	
	Part no.
Right locking device	T51.1801 R
Left locking device	T51.1801 L
Installation screw	606N or 606P

Vertical mount	
One right and one left required per drawer	<ul style="list-style-type: none"> ■ Vertical mount locking device used to minimize sub-front splitting ■ Captive right device and self-aligning left device ■ Self-adjusting drawer length tolerance ■ Zinc die-cast with synthetic, spring-loaded release levers ■ Minimum inside drawer width 124 (4-7/8") ■ Height adjustment +3 (1/8") ■ Minimum sub-front thickness 16 (5/8") ■ Designed for 13 (1/2") drawer bottom recess
	
	Part no.
Right locking device	T51.1801.20 R
Left locking device	T51.1801.20 L
Installation screw	606N or 606P

Narrow drawer	
One right and one left required per drawer	<ul style="list-style-type: none"> ■ For use with narrow drawers ■ Maximum dynamic load capacity 25 lb ■ Captive right device and self-aligning left device ■ Self-adjusting drawer length tolerance ■ Vertical mount, two-piece nylon ■ Minimum inside drawer width 95 (3-3/4") ■ Height adjustment +3 (1/8") ■ Minimum sub-front thickness 16 (5/8") ■ Designed for 13 (1/2") drawer bottom recess
	
	Part no.
Right locking device	T51.0801.20 R
Left locking device	T51.0801.20 L
Installation screw	606N or 606P